


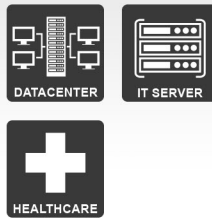
Spirit XL

1-3kVA (1/1)



ON-LINE

Applications



Convertible Rack/Tower



Specifications



- On-line “double conversion” technology (VFI)
- DSP (Digital Signal Processor) technology
- High output power factor at 0.9
- Internal static bypass
- Very large input voltage range
- Hot-swappable batteries
- Battery backup time on LCD
- Operation on ECO mode
- Frequency converter mode 50/60Hz
- Convertible design for 19” Rack or Tower
- 2 output segments for load shedding
- RS232, USB, Smart slot, RJ45, EPO
- Battery (DC) cold start
- Software and USB cable included
- High efficiency up to 95%
- Backfeed protection


Options:


- SNMP adapter
- Relay card (dry contacts)
- External maintenance bypass
- Additional / external battery packs
- 2 years warranty

The Spirit XL is designed for IT applications like datacenters, server rooms, communication systems or security equipments.

The multifunction graphical LCD display is convertible for Rack and Tower use. It shows input, output, battery and user helpful parameters.

The UPS is equipped with an internal hot-swappable battery compartment to ensure very easy and fast maintenance.





Spirit XL	Model			
	Spirit XL 1kVA	Spirit XL 1,5kVA	Spirit XL 2kVA	Spirit XL 3kVA
Power (VA, Watt)	1000VA / 900W	1500VA / 1350W	2000VA / 1800W	3000VA / 2700W
— Input				
Voltage range	110-290Vac			
Frequency range	45-55Hz for 50Hz / 55-65Hz for 60Hz (auto-sensing)			
Power supply	Single phase			
Power factor	0,99			
Power plug	IEC320 C14-10A	IEC320 C14-10A	IEC320 C14-10A	IEC320 C20-16A
— Output				
Voltage	208/220/230/240Vac selectable			
Power factor	0,9			
Voltage regulation	+/-2% at nominal voltage			
Frequency	50/60Hz +/- 0,02Hz			
Efficiency	AC mode : 90%, ECO mode : >95%			
Harmonic distortion (THD)	≤ 3% THD (linear load), ≤ 5% THD (no-linear load)			
Waveform	Pure sine wave			
Outlets (2 segments)	(IEC C13-10A)x6	(IEC C13-10A)x6	(IEC C13-10A)x6	(IECC13-10A)x6 (IECC19-16A)x1
Overload capacity	30s at 100% to 150% and 300ms >150%			
Protection	Overvoltage, short-circuit, battery deep discharge, thermal protection			
— Efficiency				
ON LINE mode	75-100% load > 88%			
Battery mode	75-100% load > 92%			
ECO mode	75-100% load > 95%			
— Battery (internal)				
Type	VRLA, AGM			
Voltage	12V 9Ah x 2	12V 9Ah x 3	12V 9Ah x 4	12V 9Ah x 6
Autonomy	remaining time on LCD			
Recharge time at 90%	5 hours			
Charge current	1A			
Nominal voltage	24Vdc	36Vdc	48Vdc	72Vdc
Charger mode	3 steps (egalization/boost/floating)			
Backup time	5-10min at nominal load			
— Transfer time				
Mains <---> Battery	0ms			
Mains <---> Bypass	<4ms			
— Alarms - informations				
LCD, LED	Load / battery / input / output / working mode / error code			
— Physical				
Dimensions (WxDxH), mm	440x430x86,5 (2U)	440x430x86,5 (2U)	440x572x86,5 (2U)	440x696x86,5 (2U)
Weight, (kg)	13,7	16,2	22	29,2
— Environment				
Temperature	0-40°C			
Humidity	0-90% (non-condensing)			
Audible noise at 1m	<55dB			
— Interface				
Standard	RS232, USB, EPO, intelligent slot			
Optional	SNMP, relay card			
— Battery pack (additional)				
	BP1000	BP1500	BP2000	BP3000
Dimensions (WxDxH), mm	440x430x86,5 (2U)	440x430x86,5 (2U)	440x572x86,5 (2U)	440x696x86,5 (2U)
Weight, (kg)	19,5	25	32,8	46,3

ON-LINE